

M U L T I C A R D TM

CASHLESS PAYMENT SYSTEM

USERS' GUIDE

GEC AVIONICS

What is a Cashless System?

Mars Electronics International has developed Multicard, a cashless payment system that can be used to purchase items in both your drinks or snacks vending machines and in your staff restaurant.

What benefits does Cashless Payment Offer?

Ease of use

- One method of payment throughout.
- Reduces the need to carry cash.
- Convenience.

Time-Saving

- Shorter queues.
- No fumbling for change.
- Faster service.
- No coins to lose in vending machines.
- Fewer machine breakdowns.

Flexibility

Integration with other systems. Greater control over personal finances. It can double as an identity card.



How does it work?

The Multicard itself is the key to the system. The card can be used to pay for all your transactions. The magnetic stripe on the card holds all the security and value information, just like the cashpoint and credit cards that you use all the time. You simply 'charge-up' your Multicard with either coins or notes and then use it to make your purchases either at the vending machines or in your staff restaurant.

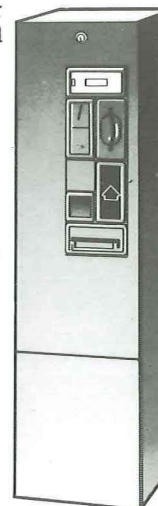
Revaluation Terminal

To make use of your Multicard, value will need to be added to it. This can be done using the wall-mounted terminal.

- Insert your Multicard into the card reader slot, with the arrow on the face of the card to your left and pointing towards the terminal.
- When your Multicard has been accepted, the red arrow symbol below the card reader will start to flash and the amount of value presently on the card will be displayed.
- You now have the choice of adding value to your Multicard, using 10p, 20p, 50p or £1 coins, £5 or £10 notes, depending on your terminal type.

Insert coins into the slot and the new value on your Multicard will be displayed as each coin is accepted. To use notes, ensure that they are inserted in the appropriate slot, with the Queen's head uppermost. The new value now on your Multicard will be shown in the same way on the display.

- When you have added the additional value required, press the flashing red arrow below the card slot and your Multicard will be returned.



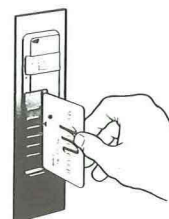
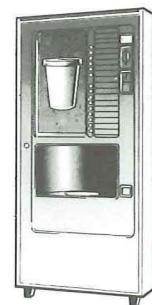
Vending Machines

The Multicard cashless system has been installed on your vending machines.

- To make a purchase, insert your Multicard into the card slot on the vending machine. Ensure that the arrow on the face of the card is on the left and pointing towards the vending machine.

When the Multicard is accepted, the amber light above the card slot will start flashing and the current value held on the card will be shown on the machine's display.

- Make your selection, the new value remaining on your Multicard will be immediately displayed.
- Dependent upon the type of vending machine, your Multicard will either be returned to you automatically, or it will be retained, pending a possible further selection. On completion of your purchases, simply press the flashing amber lamp and your Multicard will be returned to you.



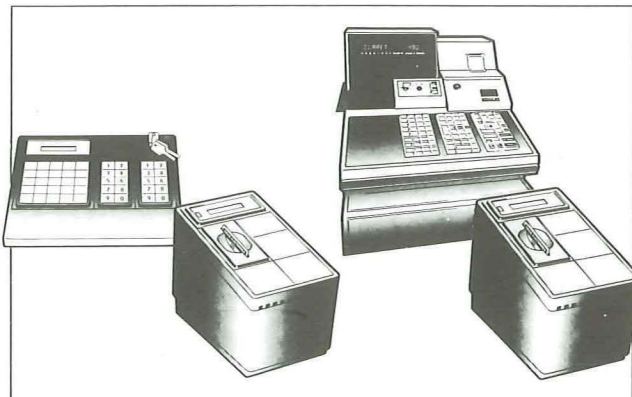
This is your new Multicard for use with the cashless payment equipment at your workplace.

Please read and retain the attached folder for your reference.

In the event of difficulty, please contact your management for any advice or assistance in the use of Multicard.

Cashless Till

In the staff restaurant you will now find a cashless payment till. This will be either your existing cash register, linked to a card reading unit, or a completely cashless unit, also fitted with a card reader.



- Make your meal selection.
- Insert your Multicard into the card reader slot when you reach the cashier point.
- The till operator will totalise the value of your purchases and this will be shown on the display.
- When the till operator presses the TOTAL button, the total price shown will be deducted from the value held on your Multicard. The remaining card value is then displayed and the card is automatically released.

What about Security?

You should take care of your card, the same as cash in your pocket. However, if you should lose your Multicard, contact your management at once.

Care of your Multicard

The card is very robust, however, you will be supplied with a card holder to minimise accidental damage and to help keep it clean. Avoid exposing your Multicard to any high levels of magnetic activity.

MARS ELECTRONICS
international

'Multicard' is a trademark of Mars G B Limited.